

Loophole Physics

Emory Taylor

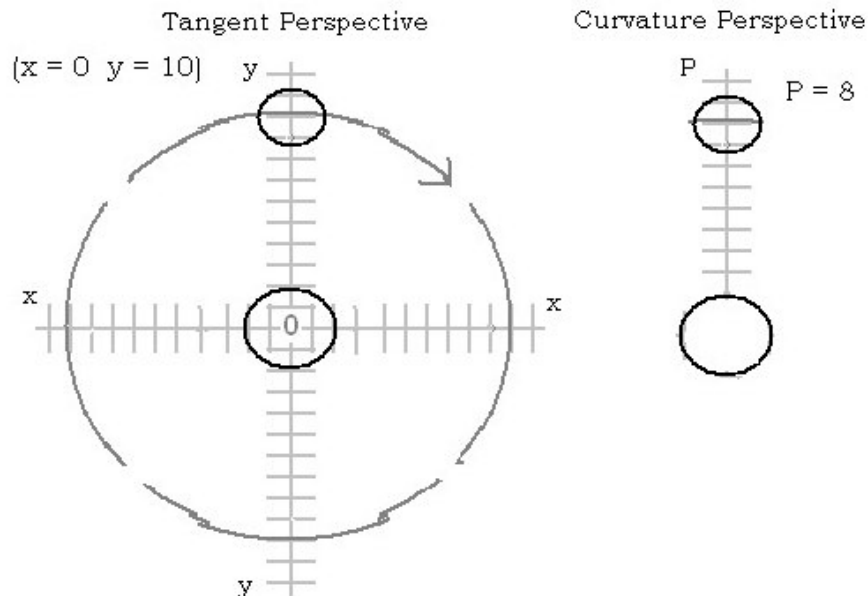
MarDeeTurula@peoplepc.com

Regarding electron/proton pairs in mechanical and electromagnetic equilibrium¹ for each electron there is a proton (in the nucleus) in order to have a pair.

Having two pairs (2 electrons and 2 protons), each pair considered individually must be the same as a single pair, and, when superimposing the two single pairs, we take into consideration the two factors of 1) charge compensated at a specific distance, and 2) mechanical and electromagnetic equilibrium, which (according to some theories) results in the two pairs at the same radial distance with the electrons at opposite sides of their orbital shell and (if I remember right) having opposite spin.

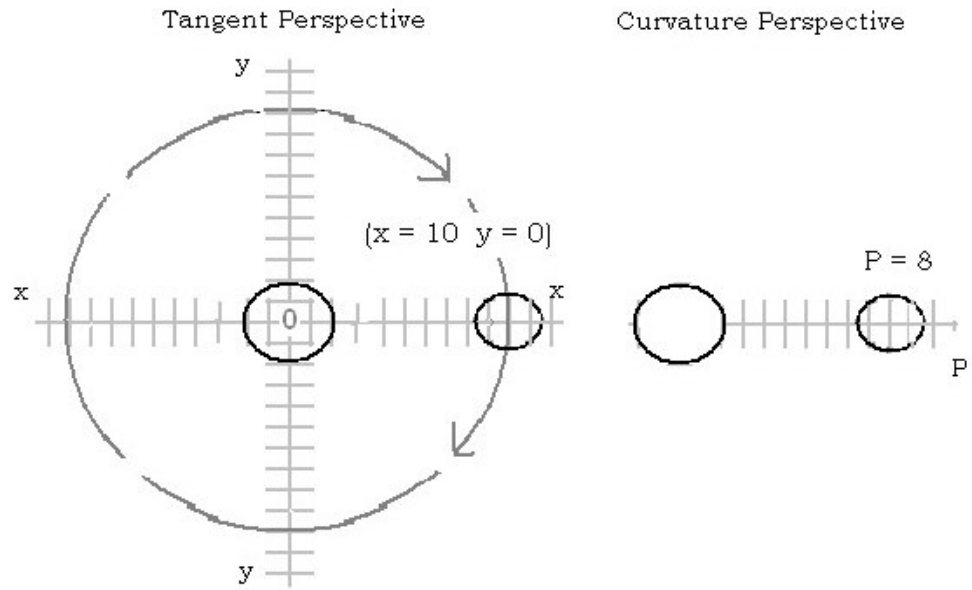
Now consider the two perspectives of Loophole Physics: the tangent perspective and the curvature perspective for a single pair of 1 electron, which is the satellite, and 1 proton, which is the parent body. For the tangent perspective a Cartesian coordinate system is used, and for the curvature perspective the perpendicular is used. Remember, the tangent perspective is the point of view of an observer a short distance from the parent body and at rest with respect to the parent body, BUT the curvature perspective is the point of view of the parent body. The curvature perspective is NOT the point of view of an observer located at a fixed point on the surface of the parent body. Remember, the perpendicular is drawn from the center of the satellite to the parent body curvature, and the parent body curvature covers the entire parent body.

Diagram 1



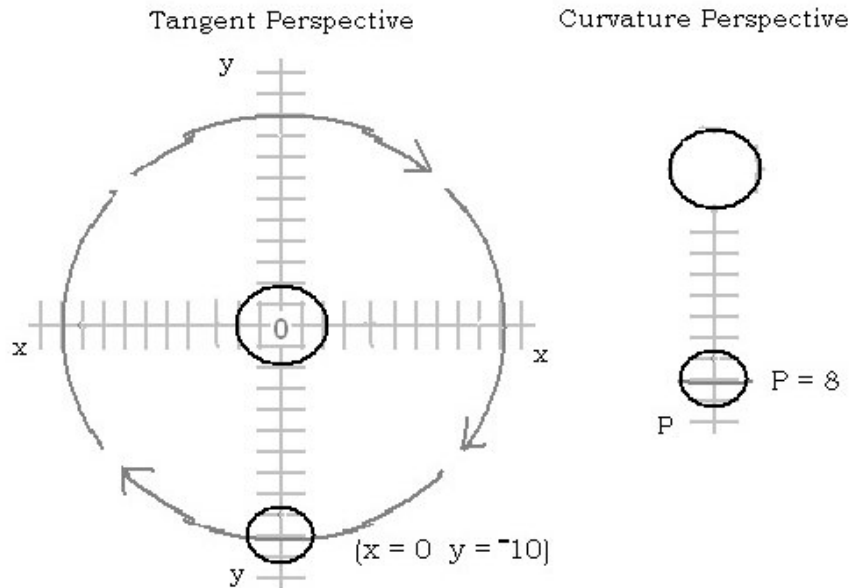
In Diagram 1, for the tangent perspective a centripetal force begins acting upon the satellite and it begins to travel a curvature matching orbital path, but for the curvature perspective the satellite is at rest at $P = 8$.

Diagram 2



In Diagram 2, for the tangent perspective the satellite has changed location, but for the curvature perspective the satellite has not moved, its still at rest at $P = 8$. Remember, it's the point of view of the parent body and the curvature of the parent body covers the entire parent body.

Diagram 3



In Diagram 3, for the tangent perspective the satellite has changed location, but for the curvature perspective the satellite has not moved, its still at rest at $P = 8$. Remember, it's the point of view of the parent body and the curvature of the parent body covers the entire parent body.

Diagram 4

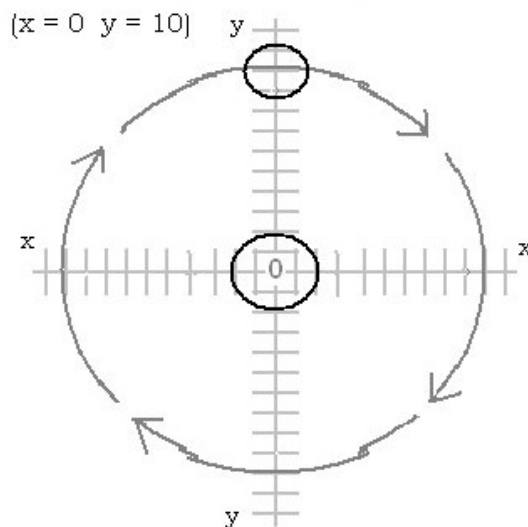
Tangent Perspective



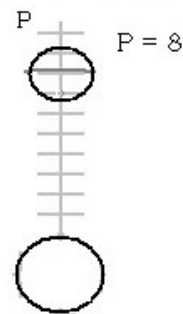
Curvature Perspective

Diagram 5

Tangent Perspective



Curvature Perspective



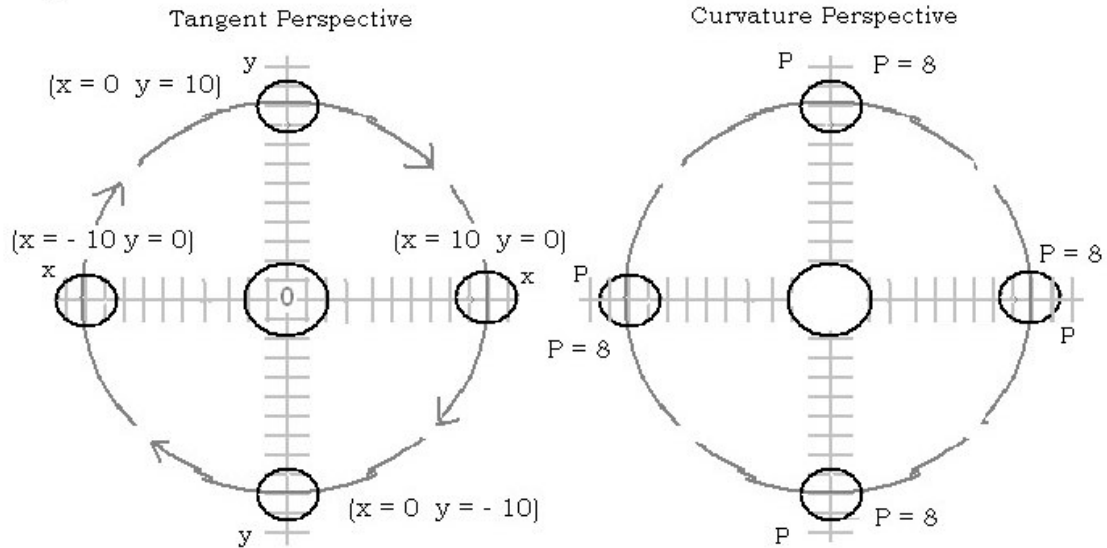
In Diagram 4, for the tangent perspective the satellite has changed location, but for the curvature perspective the satellite has not moved, its still at rest at $P = 8$. Remember, it's the point of view of the parent body and the curvature of the parent body covers the entire parent body.

In Diagram 5, for the tangent perspective the satellite has changed location and has completed one complete orbit, but for the curvature perspective the satellite has not moved, its still at rest at $P = 8$. Remember, it's the point of view of the parent body and the curvature of the parent body covers the entire parent body.

According to the tangent perspective all the points of the curvature matching orbital path are different points at different locations. But according to the curvature perspective, all of the points of the tangent perspective curvature matching orbital path are the same point at the

same place. See Diagram 6 below.

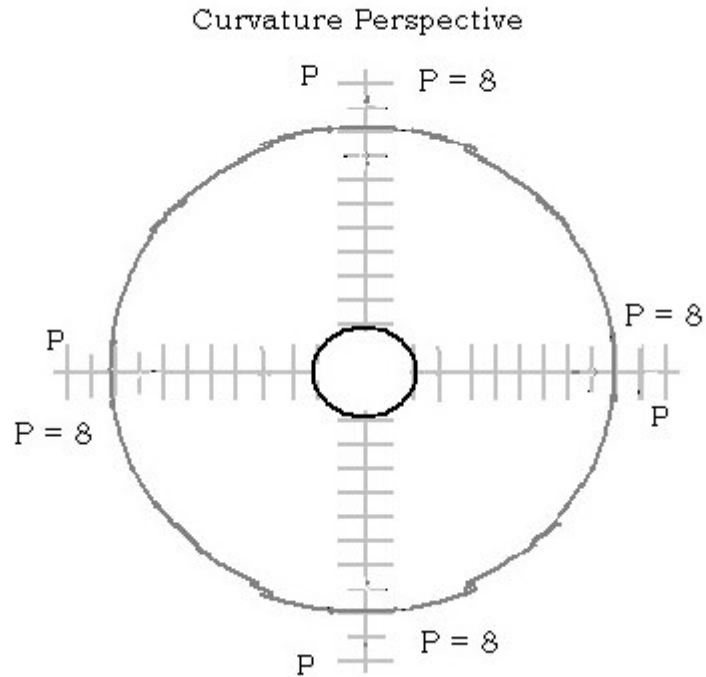
Diagram 6



According to the curvature perspective, there has to be a change in perpendicular distance in order for the satellite to be at a different point at a different location. Remember, while the satellite is in UCM (uniform curvature motion), there is no change in perpendicular distance.

For the curvature perspective, the point of view of the parent body, the satellite is a particle, meaning no size is implied because we are not interested in the extension of the satellite or any rotational motion it may have. Therefore our diagrams have been misleading because we have drawing the satellite as something more than a particle. Diagram 7 below illustrates the curvature perspective of the parent body for our superimposed example.

Diagram 7



For the curvature perspective, the big gray circle *does not* represent an orbit, and the satellite is not in motion: it is at rest. That big gray circle represents the single point, and single location at which the satellite is at rest. The satellite *is not* spread out along the big gray circle because the big gray circle represents a single point at a single location. As you can see, the way things look to the parent body are completely different from the way things look to you and I, meaning the observers of the tangent perspective who are a short distance from the parent body and at rest with respect to the parent body. Other than its perpendicular distance, asking exactly where the satellite is located is not a relevant question because the satellite is only located at the point of perpendicular distance.

For the curvature perspective, the orbit of the tangent perspective is the electron, and in the tangent perspective *what is* the orbit(?) it's the satellite's motion. So for the curvature perspective the satellite is seen in terms of its motion ... *its wavelength!*

ⁱ See <http://wbabin.net/babin/guft.htm>